

Report of Director of Environment and Neighbourhoods Directorate

Report to Inner South Area Committee

Date: Wednesday 26th September 2012

Subject: Community Safety Activity in 2011/2012 in Inner South

Are specific electoral Wards affected?	<input checked="" type="checkbox"/> Yes	<input type="checkbox"/> No
If relevant, name(s) of Ward(s):	Beeston and Holbeck, City and Hunslet, Middleton Park.	
Are there implications for equality and diversity and cohesion and integration?	<input type="checkbox"/> Yes	<input checked="" type="checkbox"/> No
Is the decision eligible for Call-In?	<input type="checkbox"/> Yes	<input checked="" type="checkbox"/> No
Does the report contain confidential or exempt information?	<input type="checkbox"/> Yes	<input checked="" type="checkbox"/> No
If relevant, Access to Information Procedure Rule number:		
Appendix number:		

Summary of main issues

1. This report details on crime trends and a range of community safety activity that has taken place during 2011/12.
2. It updates Members on the key priorities for 2012/13 and summarises wellbeing spend on community safety issues.

Recommendations

3. The Committee is asked to note the contents of this report, make comment as appropriate and approve the approach outlined at 6.1.3 to deliver Community Safety and Environmental agendas in Inner South Leeds during 2012/13.

1.0 Purpose of Report

- 1.1 This report provides an annual update from the Area Community Safety Co-ordinator on activity in Inner South to deliver the key outcomes agreed for both Safer and Stronger communities. It includes a section on crime levels and activity that has been carried out to achieve or maintain reductions in crimes. It has a section on two Delegated Functions (Leeds Anti Social Behaviour Team and CCTV service) and their activity during 2011/12. It identifies the key priorities for 2012/13 in Inner South and outlines the approach to addressing those priorities. Finally it summarises community safety projects that have been delivered using wellbeing funding during 2011/12 and an update on wellbeing funded projects being delivered during 2012/13.

2.0 Background information

- 2.1 The Safer and Stronger Communities Board is one of five partnerships, established within the City Partnerships arrangements, to drive the delivery of the City Priorities Plan 2015 and achieve the Vision for Leeds 2030.
- 2.3 The Safer and Stronger Communities Board brings together the six responsible authorities of the Community Safety Partnership with other key strategic partners to deliver the key outcomes agreed for both safer and stronger communities. The Safer Leeds Plan 2011-15 details the city-wide priorities that will enable the city to move towards fulfilling its ambition. The Board is supported by key groups focused on the themes safer, stronger and environmental cleanliness. These in turn are supported by delivery structures that focus on key identified themes, locality working and community engagement in the delivery of priorities.
- 2.4 The activity detailed in report represents an overview of the contribution being made at a local level to achieve the Vision For Leeds.
- 2.5 Members will recall a report presented to them in September 2011 updating on community safety activity and trends during the previous year. This report adopts the same template and provides information relevant to 2011/12.

3.0 Crime overview and ward analysis

- 3.1 Crime overview – the tables below provides an overview of offences committed across South Inner and South Outer during 10/11 and 11/12. It also presents ward crime statistics for the same periods. This is followed by an analysis of crime levels and activity taken by the Neighbourhood Policing Teams.

Inner and Outer South

Offence	2010/11		2011/12		%Change	
	South Inner	South Outer	South Inner	South Outer	South Inner	South Outer
Burglary Dwelling	584	497	615	421	5%	-15%
Burglary Elsewhere	1038	442	1022	385	-2%	-13%
Criminal Damage	2291	748	1959	738	-14%	-1%
Drugs Offences	593	154	624	190	5%	23%
Other Crime	631	116	491	110	-22%	-5%
Other Thefts (inc Fraud & Handling)	7469	1572	8613	1914	15%	22%
Robbery	236	38	219	29	-7%	-24%
Theft From Motor Vehicle	1237	687	1354	648	9%	-6%
Theft Of Motor Vehicle	269	171	296	104	10%	-39%
Violence	3804	930	3564	838	-6%	-10%
Total Crime	18152	5355	18757	5377	3%	0%

Beeston & Holbeck	2010/11	2011/12	Change
Burglary Dwelling	223	215	-4%
Burglary Elsewhere	251	259	3%
Criminal Damage	539	489	-9%
Drugs Offences	114	117	3%
Other Crime	126	92	-27%
Other Thefts (inc Fraud & Handling)	701	769	10%
Robbery	67	48	-28%
Theft From Motor Vehicle	292	413	41%
Theft Of Motor Vehicle	73	81	11%
Violence	733	681	-7%
Total Crime	3119	3164	1%

City & Hunslet	2010/11	2011/12	Change
Burglary Dwelling	181	206	14%
Burglary Elsewhere	661	603	-9%
Criminal Damage	1101	942	-14%
Drugs Offences	401	421	5%
Other Crime	441	329	-25%
Other Thefts (inc Fraud & Handling)	6304	7267	15%
Robbery	146	152	4%
Theft From Motor Vehicle	835	760	-9%
Theft Of Motor Vehicle	134	123	-8%
Violence	2425	2261	-7%
Total Crime	12629	13064	3%

City Centre	2010/11	2011/12	Change
Burglary Dwelling	21	18	-14%
Burglary Elsewhere	303	279	-8%
Criminal Damage	486	374	-23%
Drugs Offences	310	281	-9%
Other Crime	293	215	-27%
Other Thefts (inc Fraud & Handling)	4982	5787	16%
Robbery	85	85	0%
Theft From Motor Vehicle	324	286	-12%
Theft Of Motor Vehicle	32	31	-3%
Violence	1604	1481	-8%
Total Crime	8440	8837	5%

Not City Centre	2010/11	2011/12	Change
Burglary Dwelling	160	188	18%
Burglary Elsewhere	358	324	-9%
Criminal Damage	615	568	-8%
Drugs Offences	91	140	54%
Other Crime	148	114	-23%
Other Thefts (inc Fraud & Handling)	1322	1480	12%
Robbery	61	67	10%
Theft From Motor Vehicle	511	474	-7%
Theft Of Motor Vehicle	102	92	-10%
Violence	821	780	-5%
Total Crime	4189	4227	1%






Middleton Park	2010/11	2011/12	Change
Burglary Dwelling	180	194	8%
Burglary Elsewhere	126	160	27%
Criminal Damage	651	528	-19%
Drugs Offences	78	86	10%
Other Crime	64	70	9%
Other Thefts (inc Fraud & Handling)	464	577	24%
Robbery	23	19	-17%
Theft From Motor Vehicle	110	181	65%
Theft Of Motor Vehicle	62	92	48%
Violence	646	622	-4%
Total Crime	2404	2529	5%

3.2 Burglary

3.2.1 Members will be aware that burglary remains a priority for the city. However, there has been a significant reduction in burglary across the city over the last 12 months. The Turning the Curve Progress Chart for June 2012 shows that in the 12 months to the end of June 2012, there were 6,816 recorded offences, down 24.8% (2,246 fewer victims) across Leeds. The stepped down Milestone Range is now from 585 to 638 offences per month, in line with the WYP operational target of 135 offences

per week. Seasonally adjusted performance at or below the lower end of the Milestone Range will achieve the target.

3.2.2 The table below shows the ward risk matrix for the city to June 2012. Members will note that burglary levels in Inner South wards remain amongst the lowest in the city and all three wards have seen fewer burglaries than in the same period in the previous 12 months.

Ward	Jul-11	Aug-11	Sep-11	Oct-11	Nov-11	Dec-11	Jan-12	Feb-12	Mar-12	Apr-12	May-12	Jun-12	12 Month Total	12 Month % Change	3 Month % Change
Hyde Park & Woodhouse													551	20.6%	-47.2%
Burmantofts & Richmond Hill													397	-33.8%	-8.5%
Armley													375	-26.3%	-14.3%
Headingley													367	-10.0%	-10.1%
Gipton & Harehills													345	-14.4%	-6.9%
Bramley & Stanningley													331	-24.4%	-50.8%
Killingbeck & Seacroft													312	-26.6%	-34.8%
Kirkstall													302	-39.2%	-43.4%
Chapel Allerton													256	-39.3%	-43.9%
Farnley & Wortley													250	-27.5%	-4.8%
Cross Gates & Whinmoor													241	-19.7%	-56.2%
Weetwood													224	-29.8%	-13.8%
Calverley & Farsley													219	-11.3%	-33.3%
Pudsey													207	-14.5%	-43.9%
Moortown													205	-29.6%	-19.5%
Beeston & Holbeck													203	-3.3%	-37.0%
Middleton Park													197	-3.9%	3.5%
City & Hunslet													194	-2.5%	-21.7%
Roundhay													191	-37.6%	61.8%
Temple Newsam													174	-56.9%	0.0%
Alwoodley													157	-15.6%	-37.0%
Horsforth													142	-38.5%	-13.9%
Morley North													131	-20.1%	-40.0%
Adel & Wharfedale													129	-26.7%	-16.0%
Rothwell													107	-11.6%	0.0%
Harewood													97	-11.0%	25.0%
Morley South													94	-24.2%	-36.4%
Wetherby													85	11.8%	4.3%
Garforth & Swillington													76	-45.7%	-15.4%
Kippax & Methley													73	-31.1%	-41.7%
Otley & Yeadon													70	-53.0%	-40.0%
Ardsley & Robin Hood													69	-25.0%	-22.2%
Guiseley & Rawdon													62	-55.4%	-14.3%
Colour Key  Very High Concern  High Concern  Some Concern  Low Concern  Strategic Area															

3.2.3 In September 2011 an Outcome Based Accountability exercise was held involving key partners. The discussions lead to the development of the South Leeds Burglary Plan for 2012. The plan complements the strategic plan and has three priorities: Reducing Offending, Preventing Victimisation and Communication. The plan does not capture all activity in relation to burglary, however it aims to identify the key areas for development that will help to sustain the low levels of burglary in South Leeds.

- 3.2.4 Key developments during the last 12 months include a pilot project that aims to identify young people at risk of becoming involved in burglary or the siblings of those who are burglars. The group is developing ways to engage with the Support and Guidance meetings within the Clusters to ensure appropriate support can be provided to reduce the likelihood of their offending.
- 3.2.5 To reduce offending amongst Aire Valley Homes tenants, a process has been put in place to improve communication so that the Detective investigating the burglary notifies LASBT when an individual has had a positive disposal for burglary or handling. At that stage, LASBT will explore enforcement action and will liaise with police and housing provider as appropriate.
- 3.2.6 Aire Valley Homes have improved the support they offer to burglary victims in order to reduce the risk of repeat victimisation. Details of burglary victims in AVH properties are sent to the Housing Manager on a weekly basis together with details of the PC/PCSO who has visited the victim. A contact is then made by AVH to the victim so that any further vulnerabilities can be identified and addressed. This approach was trialled in Inner South initially and has now been extended to the Rothwell and Morley housing areas also.
- 3.2.7 A new performance indicator to reduce the rate of burglaries in ALMO properties has been introduced with 2012/13 being the baseline year. Typically, there are 4 burglaries per week in AVH properties across Inner and Outer South out of approximately 18 burglaries in total. The improved information flow and identification of burglaries in AVH properties will allow for effective monitoring against this indicator.
- 3.2.8 A number of projects using wellbeing funding have been delivered this year to maintain reductions of burglary in Inner South. Summary information of progress is shown in the table in section 7 of this report.

3.3 Criminal Damage

- 3.3.1 All three wards have seen reductions in criminal damage offences. Criminal Damage is often a result of ASB and there have been various operations such as Operation Dampen and Operation Dop which have targeted areas where damage has previously been caused. Increased presence on key dates such as Mischief Night and Bonfire night have also assisted in the reduction. The partnership approach to ASB has also allowed for improvements in addressing the issues.

3.4 Drugs offences

- 3.4.1 All three wards have seen increases in numbers of drugs offences and this is due to a number of factors. Confidence in the police is high and members of the public are more confident in reporting suspicious activity. This has resulted in arrests, confiscations and warrants. The current financial climate may be encouraging certain members of the community to develop their own cottage industry, cultivating small cannabis farms for additional income. Both Holbeck and Rothwell NPTs have discovered a large number of cannabis farms within both domestic and commercial premises leading to charges and proceedings under the Proceeds of Crime Act.

- 3.4.2 The public are encouraged to report drugs activity within the community via Crimestoppers, their local officers and PACT meetings. Drugs issues are of concern to the community and this is evident by positive feedback via the NPTs' Facebook page. This has lead to more intelligence from within the community in relation to drug production and supply. Increased knowledge and police action has lead to an increase in recorded offences.
- 3.4.3 Ongoing work with communities by NPTs is supported by enforcement action where Warrants are being executed by the NPTs, Neighbourhood Crime Teams and operation Quartz as well as Economic Crime Unit. Officers are also linked in with LASBT so the offenders can be dealt with by way of tenancy warning / enforcement as well.

3.5 Other Theft

- 3.5.1 During 2011/12 Metal Theft has increased across all three wards and this amounts to most of the other theft reports. Metal prices are currently high which has seen an increase in metal and lead theft across the country. In response the division has set up operation Dimeville. Dimeville involved a range of partnership operations targeting those collecting, buying and selling waste metals and taking positive action using joint powers. All the main waste trader yards are operating with an id purchase scheme under operation tornado. Since the implementation of this operation, proactive partnership operations and trigger plans we are now seeing a reduction in metal theft activity.
- 3.5.2 The increases in other types of theft is largely due to effective engagement with communities. Residents have been encouraged to report lower level issues such as theft of plants or garden furniture and are given a range of means to do so including via the website or by email. People may not previously have made a report to police but due to increased accessibility and encouragement they now do allowing action to be taken in respect of lower level offences.

3.6 Robbery

- 3.6.1 The increase in Robbery is not widespread across the area, there has been no pattern of offending and the numbers remain relatively low. Some of the robberies have been at commercial locations as opposed to individuals. In relation to those, suspects have been arrested and charged.

3.7 Theft From Motor Vehicle

- 3.7.1 The increase in theft from motor vehicle offences can be attributed to certain nominals who are prolific with regards this type of crime being released from prison. They form part of our Integrated Offender Management. There has also been an increase in the theft of catalytic converters due to the value of the metals contained within them. Much work has been done around raising awareness as some vehicles are targeted more than others.

3.8 Theft Of Motor Vehicle

- 3.8.1 Theft of motor vehicle offences have increased in Middleton Park and Beeston & Holbeck wards. A number of vehicles stolen have been scooters or motorbikes which have either been left unsecured or offenders have broken chains / carried them away. Some have then been used in crime, some have been found abandoned and some have never been recovered. Some vehicles have been stolen

by individuals known to the complainants which have resulted in arrests and positive disposals.

3.9 Violence

- 3.9.1 The decrease in violence can be attributed to enhanced partnership working around Safeguarding and Domestic Violence. Better investigation, preserving of all available evidence has led to more detections and positive disposals. Closer links with Landlords via PubWatch and through Licensing visits means more responsible drinking. Test purchasing operations continue to send clear messages out about responsible selling. Investigations are victim led so with low level assaults for example alternatives to resolve may be used such as mediation.
- 3.9.2 Members have been advised through the Summary of Key Work report at the June meeting on developments to improve support offered to families where there are incidents of domestic violence that are considered to be low or medium risk – the Families Affected By Domestic Abuse (FABDA) model. This activity complements the other work described below in addressing alcohol related domestic violence in the Inner South area.

3.10 South Leeds Alcohol Harm Reduction Group

- 3.10.1 The South Leeds Alcohol Harm Reduction Plan has been developed by a multi agency Steering Group that was set up in July 2011. The group is jointly chaired by the Area Community Safety Co-ordinator and Health and Wellbeing Manager in order to join together those two agendas and co-ordinate effective action across South Leeds. The group has benefited from the involvement of the Community Safety and Health and Wellbeing Champion acting on behalf of the Inner South Area Committee. The plan is linked to the citywide Alcohol Harm Reduction Plan and has three key aims:
- Partners work together to achieve the Vision for Leeds by tackling the impact of alcohol on local people and communities.
 - Fewer people experience alcohol related violent crime and anti social behaviour in communities.
 - Fewer people experience alcohol related ill health.
- 3.10.2 A key focus of the plan in Inner South is reducing the numbers of repeat incidents of domestic violence. The evidence shows that alcohol is a contributory factor in approximately half of all domestic violence incidents reported to the police. Therefore our activity has focussed on addressing the interrelationship of domestic violence and alcohol. Key activity delivered during 2011/12 includes:
- Developing relationships between Alcohol treatment services and domestic violence team to foster closer working and reciprocal training on their respective agendas.
 - Engaging Alcohol treatment services engaged in Leeds MARACs (Multi Agency Risk Assessment Conferences to support high risk victims of domestic violence)
 - Forging links between the MARAC co-ordinator and the Leeds Alcohol Management Board
 - Domestic violence team developing training specifically around alcohol issues

- Domestic violence quality mark criteria being revised to incorporate alcohol contributory factor
- Joint training to be delivered by Leeds Domestic Violence Team and Platform (a drug and alcohol service for young people) to staff in south who work with children and young people.

3.11 Prostitution

- 3.11.1 At the September 2011 Area Committee, Members raised concerns about the impact of on street prostitution on communities in Holbeck. Since then, there have been a number of key developments at a city and local level to develop responses to the issue.
- 3.11.2 Senior Elected Members have agreed to set up a Steering Group to develop a long term, strategic, citywide response to address the impact of prostitution on the individuals involved and the communities affected. This Steering Group will be supported by a group of officers from a range of services including Leeds City Council, West Yorkshire Police, NHS Leeds and the third sector. The officers group will be chaired by the Director of Genesis – a voluntary sector organisation that supports women and girls involved in sex work. This will strengthen the work that has been done in the Holbeck area by seeking to ensure that the full range of issues and the impact on all areas of the city are addressed and to reduce the negative effects that the lack of co-ordination has created in the past.
- 3.11.3 Operation Dairy is the name of the operation run by Holbeck NPT to address the issue at a local, operational level. It continues in Holbeck on a twice weekly basis. Officers from the Neighbourhood Policing Team patrol the area in order to identify and take action on the women operating as prostitutes. There is a clear process for officers to follow that involves a series of warnings and referrals to support agencies. The NPT are working very closely with the Leeds Anti-Social Behaviour Team (LASBT) who are building cases on the women in order to reduce the ASB element of their behaviour.
- 3.11.4 Operation Dairy is supported by a Case Conference approach that has also been developed in the last 12 months. The Case Conference aims to aid a co-ordinated approach to care planning in order that those engaged in street based sex working have increased opportunities to access appropriate services. The services will endeavour to reduce harm caused to the individual's health and wellbeing and support their exit from street based prostitution. Alongside this it also intends to disrupt and challenge illegal and anti-social street behaviour related to street based prostitution. The Case Conference takes referrals from a range of agencies and is developing positive networks and understandings between agencies that will enhance partnership working around the issue.

4.0 Leeds Anti Social Behaviour Team

- 4.1.1 This section of the report presents an overview from the Team Leader of the activity of the Leeds Anti Social Behaviour Team (LASBT) in South Leeds. It includes numbers of cases, performance data, satisfaction levels and case studies of good practice in the area.

- 4.1.2 Following a 14 month city wide review into how partner agencies across Leeds work together to tackle Anti-social behaviour, the newly re-structured, multi-agency, Leeds Anti-Social Behaviour Team (LASBT) became fully operational on Monday 4th April 2011. There are three area based teams, covering the East, West and South of the City. The South Team comprises of staff drawn from Leeds City Council, the ALMO's, BITMO, West Yorkshire Police, West Yorkshire Fire & Rescue Service and Victim Support.
- 4.1.3 All anti-social behaviour (ASB) cases are managed within the team from 'cradle to grave', and ASB caseworkers cover areas by Leeds City Council Wards. The team works closely with a range of agencies to tackle ASB, provide support, and improve community safety within estates across all tenure types
- 4.1.4 A full evaluation of the first 12 months of the new service has been undertaken that has surpassed expectation and is showing significant improvements in our collective response to ASB.

4.2 Joined up approach

- 4.2.1 The new multi-agency Leeds Anti-Social Behaviour Team is delivering a joined up service that has been recognised by all partners as innovative and successful. The following comments were noted during the review:

"The Anti-Social Behaviour Team is impressive in terms of its confident approach to tackling the most problematic aspects of repeat ASB.....I was struck by the fact that without a joint ASB Team working across the district, it would be more difficult to respond to the Government's agenda on ASB trigger mechanisms."

Sir Norman Bettison, Chief Constable West Yorkshire Police

"Information sharing has been crucial to the success of the partnership..... Information on fires in known risk area's is shared with LASBT partners, improving how Anti-social behaviour is tackled in Leeds."

Arson Task Force Officer

"As a voluntary organisation working within LASBT we welcome the added value all partners are providing to victims of ASB "

Victim Support.

4.3 ASB Caseload

- 4.3.1 The table below shows a breakdown of the 204 cases investigated in the Inner South area during 2011/2012.

Ward Boundaries	Number of Cases Investigated
City & Hunslet	50
Beeston & Holbeck	62
Middleton Park	92

4.3.2 ASB calls to West Yorkshire Police

The table below shows numbers of ASB calls to West Yorkshire Police for 09/10, 10/11 and 11/12

ASB	2011/12	2010/11	2009/10
BEESTON & HOLBECK	1544	1779	2099
CITY & HUNSLET	4790	5439	5353
MIDDLETON PARK	1778	1881	2388
TOTAL	8112	9099	9840

CITY CENTRE	3293	3261	3120
NOT CITY CENTRE	1497	2178	2233

- 4.3.3 The tables demonstrate the high volume of calls to services for ASB related issues have reduced over the three year period and are roughly even across the three wards (when you exclude the calls in the city centre). It is interesting to note that although numbers of calls are high, the vast majority receive a lower level of intervention with only the most complex cases requiring intervention from LASBT.

4.4 Legal Outcomes

- 4.4.1 LASBT have secured some excellent results for the victims of ASB through the use of a range of Enforcement Powers. These include Closure Orders, Secured Possession and Eviction Orders, having a perpetrator sent to prison for breaching an undertaking, ASBO Warnings, ASBO's and have obtained a number of Injunctions to stop ASB. Throughout this work the team have supported both victims and perpetrators utilising the case officers skills, our excellent links with our partner agencies, and making referrals where intensive support is required

4.5 Performance Data

- 4.5.1 The performance data for 2011/2012 clearly evidences the positive performance and month on month improvement the team has achieved throughout the year. The team delivered the highest level of performance across the three teams in the City.

SSTD1&2 – 1 & 2 Day response to Enquiries from Contact Centre - The year end cumulative performance for this measure is 79%.

SSTD3 – Initial Contact with Customer - The year end cumulative performance for this measure is 79.2%.

SSTD5 – 10 day Customer Update – The year end cumulative performance for this measure is 89.6%.

SSTD4 – Initial Contact with Perpetrator The year end cumulative performance for this measure is 78.5%.

4.6 Customer Satisfaction

- 4.6.1 Customer Satisfaction Surveys are undertaken when a case has been open for a period of four weeks. Feedback from customers is one of the most important measures of what's been done well, how well the team are performing and what needs to be done to improve the service for the future. All outcomes from Customer

Surveys are shared with the team to enable learning, and the sharing of good practice.

4.6.2 In addition to the four week customer satisfaction survey, a survey is also undertaken within 28 days of the case closure. This contact ensures that there are no further ASB issues, and gauges satisfaction levels once the case has closed.

4.6.3 The performance data for 2011/12 shown below demonstrates the increase in customer satisfaction levels throughout the year.

Customer Satisfaction with service - 4 week case onset survey – South's performance against this indicator remains high with an overall 93.8% of (respondents) from April 11 stating they were either Satisfied, or Very Satisfied with the service they had received.

Customer Satisfaction with service – Closed Case survey - South's cumulative year end performance against this measure is 83%.

4.6.3 Below are quotations from survey respondents illustrating their satisfaction with the teams performance.

'I got support and was made to feel safer when I was having a very difficult time with my neighbour'

Middleton

I am one highly satisfied customer. Thank you for giving me peace of mind'

Middleton

*I would just like to take 2 minutes of your time to extend my utmost gratitude to you and your team for supporting me and my family whilst we were living next door to number ***** Beeston, Leeds.*

There was a period some time ago when we felt we were being passed from person to person and it seemed whoever we spoke to didn't want to take responsibility. We were filling out diary's and having to phone what felt like 5 or 6 different sets of people including the police to report 1 incident however since you and your team got involved our situation has improved dramatically.

South Leeds

The case officer came on board and took full ownership of the situation and made us both feel at ease. Her friendly and professional approach is commendable and we are both extremely grateful to her for her help and continued support.

South Leeds

On behalf of my wife and myself, thank you once again and wish you, and the rest of your team all the very best for the future.

Beeston

'I wanted to say congratulations, not least because of the customer satisfaction statistics that you reported'

- 4.6.5 Building on the above performance and improvements with the ASB Service, LASBT are now exploring further development opportunities to integrate staff from the Council's Environmental Protection Team to provide an improved response to reported noise issues, which are often early indicators of ASB.

4.7 ASB Case Studies by Ward Area

- 4.7.1 This section provides a summary of some of the ASB cases that have been investigated by the team during 2011/2012

4.7.2 City & Hunslet Ward

The teams police link officer advised that there was an ongoing problem with two street drinkers in the City centre. Joint work was undertaken with the police which resulted in ASBO Warnings being served on the perpetrators due to ongoing asb issues, including drinking, being abusive to both members of the public, police officers and begging in the Leeds train station. The case officer worked with the street drinkers to try and engage them in support, this was declined and asb issues with one of the street drinkers was also linked to his council tenancy in the Morley area. In addition to the ASBO Warnings that were issued, action in relation to his tenancy was also taken. Following this action no further incidents were reported to the team and the case was closed.

4.7.3 Beeston & Holbeck Ward

A number of incidents were reported to the team by residents in the Beeston area. The complaints were made about three families in the street. The complainants in the case were living in fear of reprisals from the perpetrators and did not want to provide witness statements or give evidence in court. Referrals were made to Victim Support, and ongoing contact with the complainants, the case officer and police enabled relationships to be forged. This work gave residents the confidence to report to us. Meetings were arranged with the residents away from the area and information was passed on a regular basis.

An action plan was created with the NPT and support services to tackle the issues with the problematic families. This joined up work lead to ASBO's being obtained against two residents, a Notice of Intent to Seek Possession of property was served on another family (who subsequently handed in their keys and moved out of the area) and a move was arranged for another family under a Family Intervention Tenancy.

This work would have been difficult to achieve previously, given the number of agencies that were involved. Our closer working enabled us to action plan how to tackle the asb issues, and provide the support that was needed to support the behaviours within the families. The families involved in the asb still have ongoing support from support providers such as Signpost, and are engaging well. ASB incidents have ceased and two of the children within one of the families are now attending school on a regular basis, one has completed their GCSE's.

The complainants who were involved in the case have found a support mechanism within their community, and now contact us to advise of any concerns they may have in the area. It is pleasing that despite the initial

resistance to report to us, that two of the residents have continued to work with the case officer and police. They have discussed their experiences through a video interview; this video will be used in future for police training purposes.

4.7.4 Middleton Park Ward

Reports of ASB were being received about a resident in the area. The incidents involved tyres being slashed on cars, numerous people coming and going from the property, and partying until the early hours of the morning. Initial investigations were undertaken, and at the time the tenant of the property claimed that it was his teenager daughter who encouraged the youths to his property when she visited. The tenant himself had a number of medical issues and presented as vulnerable.

Work was done with Social Care and other support agencies due to the vulnerability of both Father and Daughter. Complainants advised that during this time the ASB issues stopped. However, despite attempts by support agencies the family disengaged with support providers and the ASB incidents started again, within a week things had escalated to the point where a neighbouring resident was stabbed outside his property.

Swift action was taken by LASBT and the police, and a Premises Closure Order was secured. The tenant subsequently terminated his tenancy and will not return to the area. His daughter is now back under the care of her Mother at a different address.

4.8 Community Ownership

4.8.1 Above are just a few examples of how working with residents within our communities enables us to tackle ASB effectively. Feedback from victims and community advocates, attendance at community meetings, crime and grime/tasking, intervention panels and community forums are all helping partners to better understand how ASB affects different communities and how early intervention and support can impact on reported problems.

4.8.2 Community groups were consulted regarding the revised ASB policy and procedure document and able to influence its final draft

4.8.3 The journey undertaken in Leeds has significantly improved our collective response to Anti Social Behaviour, for both the services involved in responding to ASB and more importantly the victims themselves.

4.8.4 The success of the teams has prompted several agencies/authorities including the Home Office ASB Team, Wakefield, Kirklees, Birmingham and Wolverhampton to visit Leeds to learn from our experience.

5.0 CCTV – Leedswatch

5.1 Background to the service

5.1.1 CCTV is one of a number of Service functions delegated to Area Committees. The Area Committee's role in relation to this function is to 'maintain an overview of the service in the Committee area and receive regular information about it.

- 5.1.2 Leedswatch provides a monitoring service for public space surveillance cameras covering open spaces across Leeds. The CCTV control room is staffed, and cameras are recorded 24 hours per day, 365 days a year. The service also provides two mobile CCTV vehicles for deployment within communities across Leeds.
- 5.1.3 The main objective of the service is to reduce crime and the fear of crime through the use of CCTV technology, leading to improved crime prevention, and an increase in the detection and prosecution of offenders.
- 5.1.4 The Leedswatch service works in partnership with a large number of internal and external partners such as; Urban Traffic Control (UTC), Emergency Planning, Leeds Anti-Social Behaviour Team (LASBT), West Yorkshire Police, WY METRO and other Local Authorities across the West Yorkshire sub-region

5.2 CCTV service activity during 2011/12

- 5.2.1 There are currently a total of 61 public space surveillance CCTV cameras monitoring the Inner South Area Committee area via the Central CCTV Control Room at Middleton, they consist as follows:
- 57 cameras within the City and Hunslet Ward
 - 4 cameras within the Middleton Park Ward
- 5.2.2 Within the last 12 months the mobile vans have been deployed for a total of 4 months within the City and Holbeck Division and patrols have been deployed in specific areas highlighted by the police specifically in relation to identified crime 'hot spots' in particular in relation to burglary. The vehicles are evenly deployed throughout the year between the three policing divisional areas. The deployment of the mobile vans is co-ordinated by the police.
- 5.2.3 The Leedswatch service this year has undertaken a critical role in the delivery of the Leeds Burglary Reduction programme, assisting with the identification and detection of offenders using the City wide Leedswatch network, mobile CCTV vans and the West Yorkshire Police Automatic Number Plate Recognition (APNR) system to detect cross boundary offenders and supporting city wide and locality based operations. There have been no burglary related arrests associated with CCTV footage recorded within the Outer South Area Committee.
- 5.2.4 There have been a total of 367 arrests recorded between 1st April 2011 and March 31st 2012 within the City & Holbeck Division covering a wide range of offences such as firearm incidents, burglary, arson, abduction, robbery, drugs, criminal damage, assaults including sexual assaults, theft including theft of and from motor vehicles, offensive weapon, public disorder, malicious communication and drink driving offences.
- 5.2.5 Within the Inner South Committee Area there have been a total of 313 arrests recorded between 1st April 2011 and March 31st 2012 in relation to murder, robbery, firearms incident, burglary, assaults, theft including to and from motor vehicles, criminal damage, public order offences, drink driving, drugs, special operations, offensive weapons, harassment, obstruct police, Mental Health Act and breach of ASBO.

Type of Offences / Incident(s) Recorded	Arrest(s)
Murder	1
Burglary	3
Assaults	119
Firearms Incident	4
Thefts including motor vehicles to and from	34
Criminal Damage	7
Drugs	9
Robbery	16
Public Order including drunk and disorderly	73
OPL	11
Special Operations	5
Mental Health Act	1
Breach of ASBO	21
Sexual Assault	1
Offensive weapon	5
Harassment	1
Obstruct Police	2

5.2.6 CCTV footage has been requested in relation to 1870 incidents within the City & Holbeck Policing area for a various number of offences which provides evidence in relation to the criminal investigations relevant to identification of suspect(s) and a total of 1420 incidents relate to the Inner South Committee Area.

5.3 Service developments

- 5.3.1 Noise nuisance is a major cause for concern across the city. This service was transferred from Environmental Services to CCTV in April 2011 and work is continuing in the best use of resources to develop closer working with LASBT to deal with persistent offenders. The CCTV control room as from July 2012 now accommodates additional staff from Planning Policy and Improvement (Customer Services) to work in liaison with LeedsWatch in providing additional staff to assist in the logging of such Out of Hours Noise Nuisance Calls.
- 5.3.2 Supporting the city's most vulnerable residents is also a priority. The LeedsWatch service is now responsible for providing a first response to Care Ring alarms. On call 24 hours a day, 7 days per week, this service responds to alarms from mainly elderly clients who find themselves in need of support. Officers attend to the alarm call and contact emergency services, family members or other appropriate individuals, staying with the client to provide support and re-assurance until further help arrives.
- 5.3.3 Improving the information and intelligence we provide to LeedsWatch customers is a key priority for the service. We have undertaken a review of how to record this data and the in the way in which we can provide accurate information to service users, to provide more detail and improve the services analytical and intelligence capacity and a specific computer software solution is being developed to address these issues..

- 5.3.4 Leedswatch service is now responsible for the delivery of a number additional service responsibilities. In order to ensure that the service is making the best use of its resources, a full service restructure is being undertaken with a view to offering best value for the department, to examine in depth how the various services can be better linked together to improve service delivery, collate accurate information for service users and to provide a more pro-active response to issues of public concern, through improved collating of data / information and intelligence sharing between agencies.

5.4 CCTV Service Priorities April 2012 – March 2013

- 5.4.1 The service continues to work towards implementing and developing a CCTV strategy for the city on how the service can develop in both the short term and long term. This includes consolidating CCTV issues throughout the city, security provision and how the service can compliment and add value to other services including Leeds Anti Social Behaviour Teams.
- 5.4.2 Continued discussions are being undertaken with the LASBT, Environmental Services, West Yorkshire Police and Aire Valley Homes to continue to improve service delivery and provide coordinated responses to issues of public concern through information and intelligence sharing.
- 5.4.3 The Leedswatch service will continue to have an intrinsic role in the continued delivery of crime reduction in particular burglary in assisting in the identification and detection of offenders using the city wide Leedswatch camera system and the West Yorkshire Police Automatic Number Plate Recognition (ANPR) system.
- 5.4.4 The restructure of the Leedswatch service is being undertaken with a view to ensuring that the service is making the best use of its resources and it is anticipated that a shift pattern realignment to have control room staff and mobile staff aligned will take place within the first 6 months in the first part of 2013.
- 5.4.5 Improving the Out of Hours Noise Nuisance service remains a priority and the provision of additional staff from Planning Policy and Improvement (Customer Services) working in liaison with Leedswatch will assist in the logging of such Out of Hours Noise Nuisance Calls.
- 5.4.6 Continued support in providing a service in response to vulnerable residents is a continued priority in the provision of 24 hour, 7 days per week response to Care Ring alarms mainly from elderly residents in need of support.
- 5.4.7 Introduction of a new computer software programme is a priority in relation to providing statistical data in relation to CCTV, Care Ring and Out of Hours Noise Nuisance and the training of all members of staff in relation to its use to improve the services analytical and intelligence capacity.

6.0 Key priorities for 2012/13

6.1 South Leeds Community Safety Plan

- 6.1.1 Members are aware that new arrangements to improve service delivery and develop new ways of working in addressing Community Safety and Environmental

issues were introduced in November 2011. The Divisional Community Safety Partnership was renamed as “Crime and Grime” in order to reflect the bringing together of the community safety and environmental agendas. A review of those Crime and Grime arrangements has been carried out in order to ensure the arrangements are delivering effectively to address strategic and local priorities. The review report has been approved by both the Community Safety and the Environmental Champion for the Inner South Area Committee and is available to Members on request.

6.1.2 The key changes to be implemented by the review are to develop a South Leeds Crime and Grime plan. This plan will bring together the priorities identified by the Safer and Stronger Communities Board in relation to community safety and the environment with priorities that have been identified by the current Crime and Grime meetings. The Crime and Grime priorities are issues that have a south wide resonance and that have been highlighted as a concern by one or more of the existing crime and Grime groups. In summary they are:

- Reducing metal theft
- Developing a joined up approach to reducing dog fouling
- Supporting citywide approach to reducing the impact of prostitution on communities and individuals especially in Holbeck
- Ensuring ASB is addressed in a long term way with a specific focus on Beeston Hill
- Reducing the impact of illegal traveller encampments in communities
- Developing intelligence products that are fit for purpose and utilise the wide range of information held by partners.

6.1.3 The plan will be managed by a strategic Crime and Grime group and will continue to engage with the Area Committee via the Community Safety and Environmental Champions. The plan is in draft form and will be circulated to Members when it has been formally approved. Members are asked to approve this approach to future delivery of the Community Safety and Environmental agendas in Outer South Leeds.

6.2 Developing a response to Service reviews

6.2.1 Members of the Area Committee will be aware of the pressures on budgets being experienced by public services and agencies involved in delivering critical services to the public and of its responsibility in monitoring and influencing the delivery of those services. Partners are actively engaged in addressing identified and emerging pressures at a strategic and local level. Leeds Community Safety has an important contribution to make to this situation, not least in ensuring that its partnership arrangements are fully utilised to help identify and manage pressures, while ensuring the continued delivery of quality services that allow people to be safe and feel safe in their communities.

6.2.2 An example where resources have been allocated by Leeds City Council to West Yorkshire Police in response to reduced budgets in order to protect services is the

allocation of wellbeing funding for Off Road Bikes. This illustrates the changing landscape that Area Committees will be asked to respond to.

- 6.2.3 In order that the Area Committee can be fully engaged in considering and responding to service reviews, a clear process of consultation and engagement needs to be developed so that the Area Committee can contribute to these discussions. Members are asked to consider this and receive further information at a future Area Committee.

7.0 Area Committee Funded Activity

7.1 Wellbeing projects 2011/12

- 7.1.1 The Area Committee at its meeting in June 2011 ringfenced amounts of money from the wellbeing fund to allow projects to be developed and delivered during 2011/12. The allocation for 11/12 was £15,000 revenue to be split evenly between all three wards. A series of projects were developed and delivered in partnership between the NPT Inspectors, Area Community Safety Co-ordinator and Area Management Officer as follows:

Name of project	Amount	Status
Safer Middleton – burglary reduction project	£5000 revenue	Project completed
Operation Dark	£4995	Project completed
The remaining £5005 was not allocated and was returned to the general wellbeing pot at the end of the financial year.		

- 7.1.2 In addition to the allocation above, the Area Committee agreed to fund an Off Road Bikes project from West Yorkshire Police totalling £2964 and a Victims Fund project from Victim Support for £2500. The funding for both projects was divided equally between the three wards. Both projects have now been completed and a summary of the evaluation circulated to Members via email.

7.2 Wellbeing projects 2012/13

- 7.2.1 The Inner South Area Committee in March 2012 repeated the process used during the previous year of ring fencing an allocation of wellbeing funding for community safety activity. A number of projects were approved for funding and the total allocation for those projects is £27,000 revenue.
- 7.2.2 The table below shows a progress update on each project for Members information.

Project Summary Information	Amount allocated and start/end dates	Progress
<p>No Cold Calling Zones</p> <p><i>West Yorkshire Trading Standards</i></p> <p>Aim of the project to set up 3 No Cold Calling Zones – one in each ward - to deter rogue traders, nuisance calls and pushy sales people, ultimately reducing the risk of doorstep crime.</p>	<p>£1800</p> <p>September 2012 to March 2013</p>	<p>Members have been consulted by email on the specific areas in each ward where the zone will be established. Discussions are ongoing with Aire Valley Homes in order to determine the amount of match funding they will provide.</p>
<p>Off Road Bikes</p> <p><i>West Yorkshire Police</i></p> <p>Aim of the project to reduce ASB caused by nuisance motorbikes by funding the hire of two off road bikes for use by WYP Traffic Officers</p>	<p>£3952</p> <p>September 2012 to September 2013</p>	<p>Application presented for Members approval in the Wellbeing report.</p>
<p>Victims Fund</p> <p><i>Victim Support</i></p> <p>Aim of the project to provide low level target hardening to residents in Inner South experiencing ASB.</p>	<p>£2500</p> <p>Ongoing</p>	<p>Project ongoing</p> <p>Members have received evaluation information in relation to the delivery of last years project.</p>
<p>Crime and Grime projects</p> <p><i>Leeds Community Safety</i></p> <p>To support the delivery of projects identified by the multi agency Crime and Grime groups in Beeston and Middleton</p>	<p>£4118</p>	<p>No projects have been identified to date.</p>
<p>Domestic Violence Education and Support Project</p> <p><i>Women's Health Matters</i></p> <p>To offer group work support to women who are or have experienced domestic violence</p>	<p>£8000 revenue</p>	<p>The group is due to start in September 2012. WHM have identified a venue for the group and have also offered the opportunity to skills share/shadow how the group is delivered to local agencies and a worker from Hamara and a worker from Cross Flatts Primary School have both asked to be involved. They have</p>

who are living in Inner South Leeds		received two referrals to the group so will maintain contact with them until the group starts.
Education and Awareness project around alcohol misuse for young girls <i>Getaway Girls</i> To run a group for young women living in Inner South Leeds to educate and raise awareness of alcohol and its impacts.	£6630	The programme has been delivered as a partnership between Getaway Girls and The Cupboard (Health for All). 24 young women in total for 8 weeks within 2 groups within safe, comfortable environments - Holbeck Youth Centre and Cockburn High school though both groups involved girls from across Inner South Leeds. The groups activities have been based on the Keep Sussed and Safe Resource Pack which will be distributed to youth workers across the area. A focus group made up of the young women will be consulted by the South Leeds Alcohol and Community Safety group as an empowerment activity for the young women and an opportunity to consult for the group.
Total	27,000	

9.0 Corporate Governance Considerations

9.1 Consultation and Engagement

9.1.1 There are no immediate requirements for customer consultation with regards to the content of this particular report.

9.2 Equality and Diversity / Cohesion and Integration

9.2.1 There are no Equality, Diversity, Cohesion or Integration considerations as a result of this report.

9.3 Council Policies and City Priorities

9.3.1 The activity outlined in this report contribute to targets and priorities set out in the Safer and Stronger Communities Plan

9.4 Resources and Value for Money

9.4.1 There are no resources or value for money considerations in this report.

9.5 Legal Implications, Access to Information and Call In

9.5.1 There are no legal, access to information or call in implications in this report.

9.6 Risk Management

9.6.1 There are no risk management issues associated with this report.

10.0 **Conclusions**

10.1 Not applicable as this report is information based.

11.0 **Recommendations**

11.1 The Inner South Area Committee are asked to:

- note the contents of this report and make comment as appropriate
- approve the approach outlined at 6.1.3 to deliver Community Safety and Environmental agendas in Inner South Leeds during 2012/13
- consider the issue raised at 6.2.3 with regards to its response to service reviews and receive further information at a future Area Committee.

Background documents¹

There are no background papers associated with this report

¹ The background documents listed in this section are available for inspection on request for a period of four years following the date of the relevant meeting. Accordingly this list does not include documents containing exempt or confidential information, or any published works. Requests to inspect any background documents should be submitted to the report author.